

**LOUDOUN COUNTY HOUSING UNITS:
2023 ESTIMATE SERIES**



Annual Housing Units - 2000 to 2023

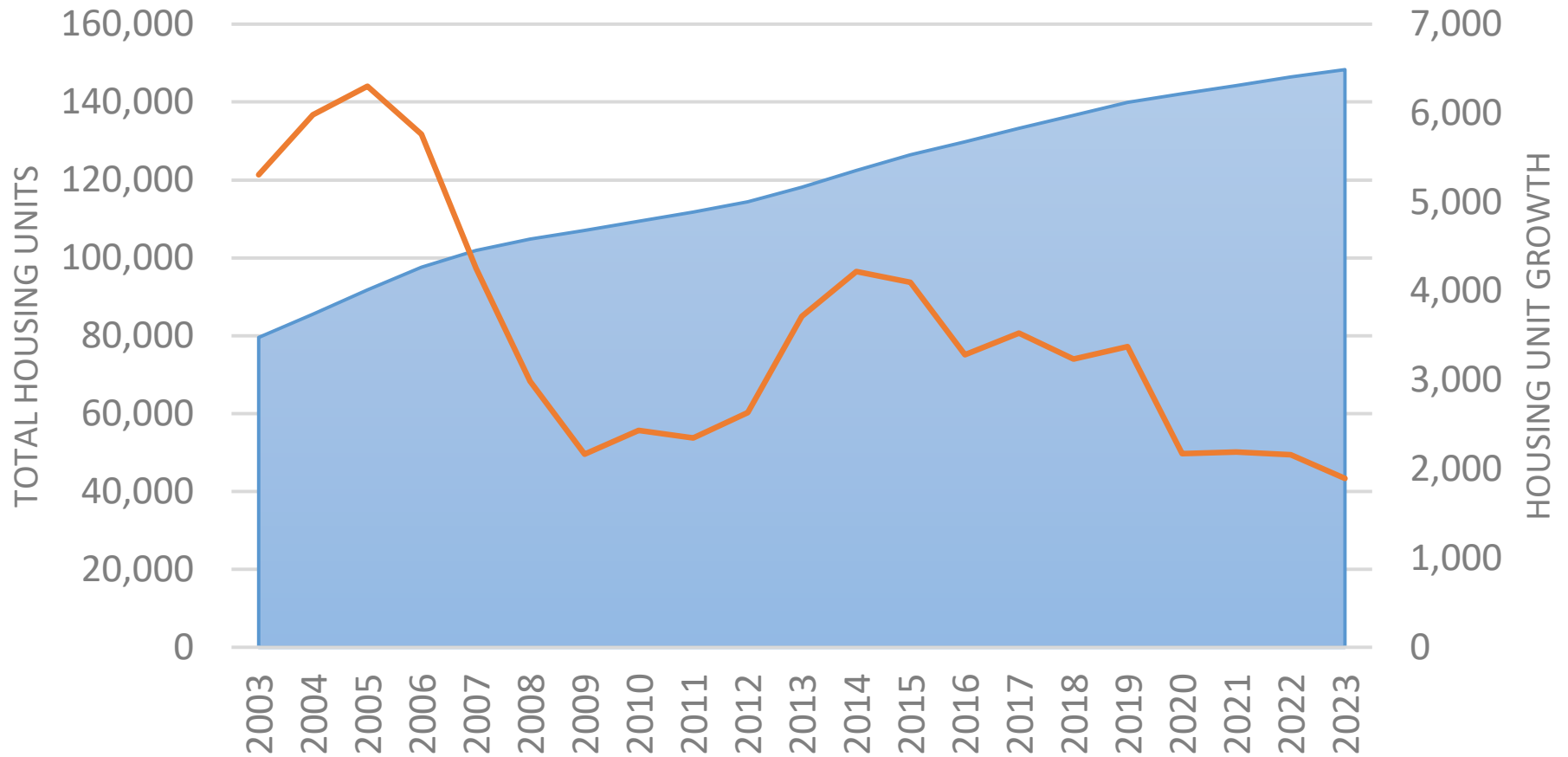
| | Housing Units | Annual Growth # | Annual Growth % |
|---------------|----------------------|------------------------|------------------------|
| 2000 actual | 62,160 | -- | -- |
| 2001 estimate | 68,374 | 6,214 | 10.0% |
| 2002 estimate | 74,237 | 5,863 | 8.6% |
| 2003 estimate | 79,546 | 5,309 | 7.2% |
| 2004 estimate | 85,525 | 5,980 | 7.5% |
| 2005 estimate | 91,828 | 6,303 | 7.4% |
| 2006 estimate | 97,592 | 5,764 | 6.3% |
| 2007 estimate | 101,851 | 4,259 | 4.4% |
| 2008 estimate | 104,840 | 2,989 | 2.9% |
| 2009 estimate | 107,008 | 2,168 | 2.1% |
| 2010 actual | 109,442 | 2,434 | 2.3% |
| 2011 estimate | 111,796 | 2,354 | 2.2% |
| 2012 estimate | 114,432 | 2,636 | 2.4% |
| 2013 estimate | 118,147 | 3,715 | 3.2% |
| 2014 estimate | 122,366 | 4,219 | 3.6% |
| 2015 estimate | 126,468 | 4,102 | 3.4% |
| 2016 estimate | 129,756 | 3,288 | 2.6% |
| 2017 estimate | 133,284 | 3,528 | 2.7% |
| 2018 estimate | 136,521 | 3,237 | 2.4% |
| 2019 estimate | 139,898 | 3,377 | 2.5% |
| 2020 actual | 142,074 | 2,176 | 1.6% |
| 2021 estimate | 144,267 | 2,193 | 1.5% |
| 2022 estimate | 146,430 | 2,163 | 1.5% |
| 2023 estimate | 148,327 | 1,897 | 1.3% |

Sources:



Actuals: U.S. Census Bureau, Decennial Census.

Estimates: Loudoun County Office of Management and Budget, July 2023.

Housing Units 2003-2023, Loudoun County



Sources: U.S. Census Bureau, Decennial Census; Loudoun County Office of Management and Budget, *Estimate Series*, July 2023.

 Housing Units
 Housing Unit Growth