



# Capital Improvement Program Other School

## Contents

Other School Summary	11-11
Banneker Elementary School Renovation/Addition	11-12
LCPS Facility Renewals and Alterations	11-13
Park View High School Replacement	11-14
School Bus Radio Replacements and UHF System Upgrade	11-15
School Bus Replacement and Acquisition	11-16
School Security Improvements	11-17
Student Welcome Center at Sterling Elementary School	11-18
Valley Service Center Replacement	11-19
Valley Service Center Traffic Signal	11-20
Waterford Elementary School Renovation and Addition	11-21



## Other School

Capital Improvement Program										
Other School Projects										
Costs (\$ in 1000s)	Prior Years	FY 2023	FY 2024	FY 2025	FY 2026	FY 2027	FY 2028	6 Year Total	Future FYs	Project Total
Banneker ES Renovation/Addition	-	-	3,895	35,053	-	-	-	38,948	-	38,948
LCPS Facility Renewals and Alterations	65,720	49,425	48,634	17,210	18,092	55,320	66,033	254,714	304,610	625,044
Park View High School Replacement	-	-	22,169	199,524	-	-	-	221,693	-	221,693
School Bus Radio Replacements and UHF System Upgrade	10,420	-	-	-	-	-	-	-	14,375	24,795
School Bus Replacement and Acquisition	28,655	8,755	5,366	9,745	10,280	10,845	11,440	56,431	48,280	133,366
School Security Improvements	78,514	11,615	19,575	-	-	-	-	31,190	-	109,704
Student Welcome Center at Sterling ES	860	6,850	-	-	-	-	-	6,850	-	7,710
Valley Service Center Replacement	-	1,595	-	-	-	-	-	1,595	-	1,595
Valley Service Center Traffic Signal	-	-	785	-	-	-	-	785	-	785
Waterford ES Renovation and Addition	-	-	-	2,009	18,077	-	-	20,085	-	20,085
<b>Total – Costs</b>	<b>184,169</b>	<b>78,240</b>	<b>100,424</b>	<b>263,541</b>	<b>46,449</b>	<b>66,165</b>	<b>77,473</b>	<b>632,291</b>	<b>367,265</b>	<b>1,183,725</b>
<b>Funding Sources (\$ in 1000s)</b>										
Local Tax Funding	37,494	16,850	2,865	4,000	10,000	20,000	7,000	60,715	80,000	178,209
General Obligation Bonds	120,065	52,635	92,193	249,796	26,169	35,320	59,033	515,146	224,610	859,821
Appropriation-Backed Bonds	26,610	8,755	5,366	9,745	10,280	10,845	11,440	56,431	62,655	145,696
<b>Total – Funding Sources</b>	<b>184,169</b>	<b>78,240</b>	<b>100,424</b>	<b>263,541</b>	<b>46,449</b>	<b>66,165</b>	<b>77,473</b>	<b>632,291</b>	<b>367,265</b>	<b>1,183,725</b>



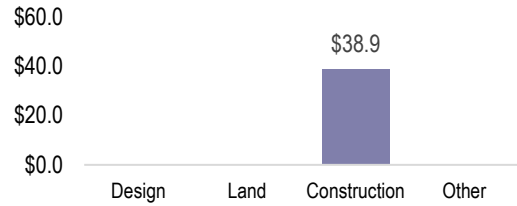
**Other School Projects**

**Banneker Elementary School Renovation & Addition**

**Details:**

**Project Number:** n/a  
**Election District (2022):** Little River  
**Election District (2011):** Blue Ridge  
**Square Feet:** 61,000  
**LCPS Planning District:** Western Loudoun  
**Estimated Opening Year:** FY 2025  
**Referendum:** November 2023

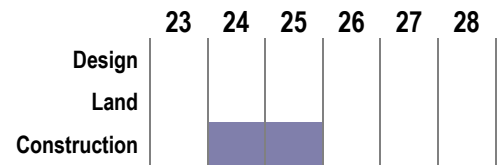
**Phase Costs in Millions**



**Background:**

This project provides funding to renovate and construct an estimated 61,000 square foot addition that will include a multipurpose room, five (5) classrooms, and other ancillary spaces. The multipurpose room will provide program space as a gymnasium and auditorium with associated storage and office space. The five-classroom addition will accommodate kindergarten classroom space; the project will also provide additional restrooms in the building. Renovation work will include the cafeteria, kitchen, and office areas. The project will also remove all modular classrooms from the school site.

**Project Phase Timeline by FY**



Costs (\$ in 1000s)	Prior Years	FY 2023	FY 2024	FY 2025	FY 2026	FY 2027	FY 2028	6 Year Total	Future FYs	Project Total
Construction	-	-	3,895	35,053	-	-	-	38,948	-	38,948
<b>Total – Costs</b>	-	-	<b>3,895</b>	<b>35,053</b>	-	-	-	<b>38,948</b>	-	<b>38,948</b>
General Obligation Bonds	-	-	3,895	35,053	-	-	-	38,948	-	38,948
<b>Total – Funding Sources</b>	-	-	<b>3,895</b>	<b>35,053</b>	-	-	-	<b>38,948</b>	-	<b>38,948</b>

Operating Impacts (\$ in 1000s)	FY 2023	FY 2024	FY 2025	FY 2026	FY 2027	FY 2028	Total
Debt Service	-	-	232	2,836	3,816	3,718	10,602
<b>Total – Impact</b>	-	-	<b>232</b>	<b>2,836</b>	<b>3,816</b>	<b>3,718</b>	<b>10,602</b>



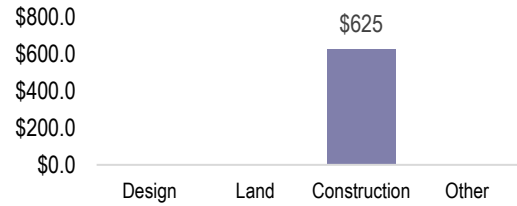
**Other School Projects**

**LCPS Facility Renewals and Alterations**

**Details:**

**Project Number:** n/a  
**Election District (2022):** Countywide  
**Election District (2011):** Countywide  
**Square Feet:** n/a  
**LCPS Planning District:** Countywide  
**Estimated Opening Year:** Ongoing  
**Referendum:** Annually

**Phase Costs in Millions**



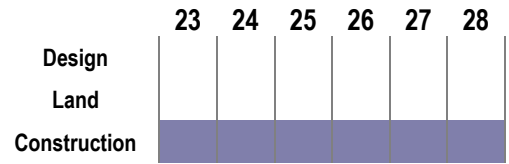
**Background:**

For capital maintenance expenditures, a percentage of the Loudoun County Public Schools' (LCPS) Current Replacement Value (CRV) may be appropriated each year to cover capital facility renewals and alterations. This funding is crucial to contain overall long-term facility costs for maintenance, system replacements, and facility renewals and alterations.

Replacements, repairs, and updates may be undertaken to critical systems (including heat, air conditioning, ventilation, boiler and water systems, in addition to pipes, lighting fixtures, switchgears, fire sprinklers, fire alarms, emergency generators, and other related infrastructure), along with renewals and restorations (typically surfaces, roofs, carpet, painting, windows, and similar aspects of a facility), as needed.

The purpose is to protect the capital investment in the school facility, avoid the loss of academic time due to critical system failure, reduce deferred maintenance costs, and create optimum learning environments for students and staff.

**Project Phase Timeline by FY**



Costs (\$ in 1000s)	Prior Years	FY 2023	FY 2024	FY 2025	FY 2026	FY 2027	FY 2028	6 Year Total	Future FYs	Project Total
Construction	65,720	49,425	48,634	17,210	18,092	55,320	66,033	254,714	304,610	625,044
<b>Total – Costs</b>	<b>65,720</b>	<b>49,425</b>	<b>48,634</b>	<b>17,210</b>	<b>18,092</b>	<b>55,320</b>	<b>66,033</b>	<b>254,714</b>	<b>304,610</b>	<b>625,044</b>
Local Tax Funding	20,835	10,000	2,865	4,000	10,000	20,000	7,000	53,865	80,000	154,700
General Obligation Bonds	44,885	39,425	45,769	13,210	8,092	35,320	59,033	200,849	224,610	470,344
<b>Total – Funding Sources</b>	<b>65,720</b>	<b>49,425</b>	<b>48,634</b>	<b>17,210</b>	<b>18,092</b>	<b>55,320</b>	<b>66,033</b>	<b>254,714</b>	<b>304,610</b>	<b>625,044</b>

Operating Impacts (\$ in 1000s)	FY 2023	FY 2024	FY 2025	FY 2026	FY 2027	FY 2028	Total
Debt Service	-	-	4,578	5,775	6,437	9,801	26,592
<b>Total – Impact</b>	<b>-</b>	<b>-</b>	<b>4,578</b>	<b>5,775</b>	<b>6,437</b>	<b>9,801</b>	<b>26,592</b>



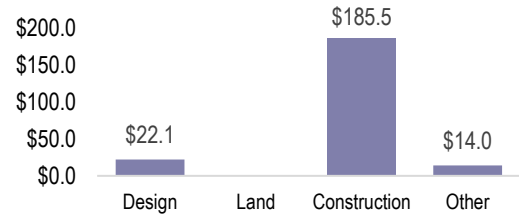
**Other School Projects**

**Park View High School Replacement**

**Details:**

**Project Number:** n/a  
**Election District (2022):** Sterling  
**Election District (2011):** Sterling  
**Square Feet:** 295,000  
**LCPS Planning District:** Eastern Loudoun  
**Estimated Opening Year:** FY 2028  
**Referendum:** November 2023

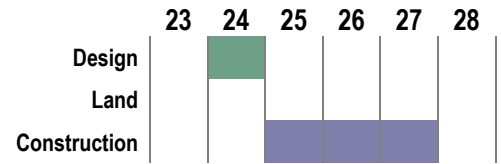
**Phase Costs in Millions**



**Background:**

This project provides funding to design and construct replacement for Park View High School. The project will involve the construction of an estimated 295,000 square foot building which will serve students in grades nine through twelve. With an anticipated capacity of 1,800, the high school will include classrooms, cafeteria, auditorium, media center, gymnasium, an auxiliary gymnasium, outdoor physical education fields, and other associated spaces to support the high school program. The project involves the construction of the new school on the current stadium and athletic fields; upon completion of new facility, the existing school building will be razed and new outdoor athletic facilities will be constructed where the former school was sited. The new school is anticipated to open in fall 2027 (2027-2028 school year) and the new outdoor athletic facilities complete by the start of the 2028-2029 school year.

**Project Phase Timeline by FY**



Costs (\$ in 1000s)	Prior Years	FY 2023	FY 2024	FY 2025	FY 2026	FY 2027	FY 2028	6 Year Total	Future FYs	Project Total
Professional Services	-	-	22,169	-	-	-	-	22,169	-	22,169
Construction	-	-	-	185,524	-	-	-	185,524	-	185,524
Furniture, Fixtures & Equip	-	-	-	14,000	-	-	-	14,000	-	14,000
<b>Total – Costs</b>	-	-	<b>22,169</b>	<b>199,524</b>	-	-	-	<b>221,693</b>	-	<b>221,693</b>
General Obligation Bonds	-	-	22,169	199,524	-	-	-	221,693	-	221,693
<b>Total – Funding Sources</b>	-	-	<b>22,169</b>	<b>199,524</b>	-	-	-	<b>221,693</b>	-	<b>221,693</b>

Operating Impacts (\$ in 1000s)	FY 2023	FY 2024	FY 2025	FY 2026	FY 2027	FY 2028	Total
Debt Service	-	-	1,330	5,546	12,355	18,654	37,885
<b>Total – Impact</b>	-	-	<b>1,330</b>	<b>5,546</b>	<b>12,355</b>	<b>18,654</b>	<b>37,885</b>



**Other School Projects**

**School Bus Radio Replacements and UHF System Upgrade**

**Details:**

**Project Number:** n/a  
**Election District (2022):** Countywide  
**Election District (2011):** Countywide  
**Square Feet:** n/a  
**LCPS Planning District:** Countywide  
**Estimated Opening Year:** n/a  
**Referendum:** n/a

**Phase Costs in Millions**



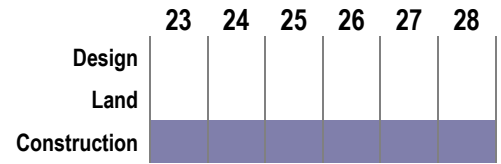
**Background:**

This project provides for periodic updates to the bus radio system to bring them up to the latest standards, while providing for a warranty, and maintaining a system that is serviceable by multiple vendors.

Loudoun County Public Schools' (LCPS) radio infrastructure is comprised of eight separate radio sites that provide countywide radio coverage for over 1,000 users. The radio system handles an average of 60,000 radio transmissions per month for school buses alone, provides communications for support staff, and provides alert radio transmissions for schools.

Major update cycles are generally estimated or planned for every seven (7) years with the last one being addressed with funding in FY 2022.

**Project Phase Timeline by FY**



Costs (\$ in 1000s)	Prior Years	FY 2023	FY 2024	FY 2025	FY 2026	FY 2027	FY 2028	6 Year Total	Future FYs	Project Total
Construction	10,420	-	-	-	-	-	-	-	14,375	24,795
<b>Total – Costs</b>	<b>10,420</b>	-	-	-	-	-	-	-	<b>14,375</b>	<b>24,795</b>
Appropriation-Backed Bonds	10,420	-	-	-	-	-	-	-	14,375	24,795
<b>Total – Funding Sources</b>	<b>10,420</b>	-	-	-	-	-	-	-	<b>14,375</b>	<b>24,795</b>



**Other School Projects**

**School Bus Replacement and Acquisition**

**Details:**

**Project Number:** n/a  
**Election District (2022):** Countywide  
**Election District (2011):** Countywide  
**Square Feet:** n/a  
**LCPS Planning District:** Countywide  
**Estimated Opening Year:** Ongoing  
**Referendum:** November 2017

**Phase Costs in Millions**

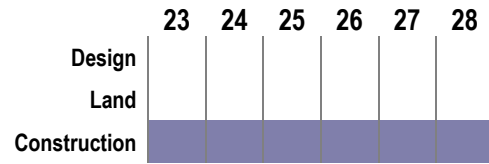


**Background:**

This project provides funding for the replacement and acquisition of school buses on an annual basis.

In support of the 2020 Loudoun County School Board resolution on Climate Change, the Division of Transportation began an electric bus pilot program to explore ways to reduce our carbon footprint. LCPS school buses travel over 8 million miles each year and produce over 20 tons of carbon monoxide that is released into the atmosphere. With recent action on climate change and new alternative-fuel products on the market from school bus manufacturers, the LCPS pilot program is designed to test the viability of electric buses to serve our students' transportation needs.

**Project Phase Timeline by FY**



Through a partnership with Dominion Energy, five electric buses have been placed into service and are stationed (charged) at Park View High School. As part of a 2nd phase of the pilot program, LCPS was recently awarded six (6) electric buses from the Virginia Department of Environmental Quality, which will be stationed (charged) at Cardinal Ridge Elementary School and will be placed in service in 2022. The pilot program, industry research, and monitoring will be used for a long-term transportation fleet strategy that is in development by the Division of Transportation.

Costs (\$ in 1000s)	Prior Years	FY 2023	FY 2024	FY 2025	FY 2026	FY 2027	FY 2028	6 Year Total	Future FYs	Project Total
Furniture, Fixtures & Equip	23,390	8,755	5,366	9,745	10,280	10,845	11,440	56,431	48,280	128,101
Payments to Other	5,265	-	-	-	-	-	-	-	-	5,265
<b>Total – Costs</b>	<b>28,655</b>	<b>8,755</b>	<b>5,366</b>	<b>9,745</b>	<b>10,280</b>	<b>10,845</b>	<b>11,440</b>	<b>56,431</b>	<b>48,280</b>	<b>133,366</b>
Local Tax Funding	9,549	-	-	-	-	-	-	-	-	9,549
General Obligation Bonds	2,916	-	-	-	-	-	-	-	-	2,916
Appropriation-Backed Bonds	16,190	8,755	5,366	9,745	10,280	10,845	11,440	56,341	48,280	120,901
<b>Total – Funding Sources</b>	<b>28,655</b>	<b>8,755</b>	<b>5,366</b>	<b>9,745</b>	<b>10,280</b>	<b>10,845</b>	<b>11,440</b>	<b>56,341</b>	<b>48,280</b>	<b>133,366</b>

Operating Impacts (\$ in 1000s)	FY 2023	FY 2024	FY 2025	FY 2026	FY 2027	FY 2028	Total
Debt Service	-	-	803	2,239	3,707	5,208	11,957
<b>Total – Impact</b>	<b>-</b>	<b>-</b>	<b>803</b>	<b>2,239</b>	<b>3,707</b>	<b>5,208</b>	<b>11,957</b>



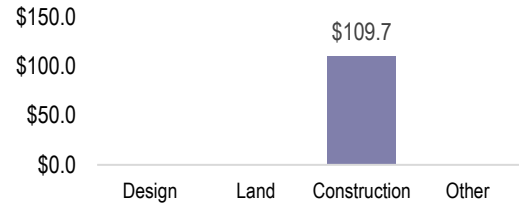
**Other School Projects**

**School Security Improvements**

**Details:**

**Project Number:** n/a  
**Election District (2022):** Countywide  
**Election District (2011):** Countywide  
**Square Feet:** n/a  
**LCPS Planning District:** Countywide  
**Estimated Opening Year:** Ongoing  
**Referendum:** November 2023

**Phase Costs in Millions**



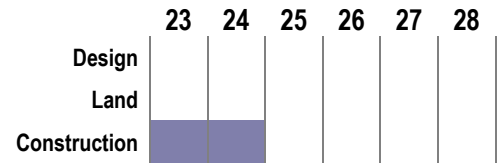
**Background:**

Prior appropriations were approved from FY 2019 - FY 2022, and additional appropriations are requested in FY 2023 and FY 2024, to provide secure vestibules, upgraded intrusion detection systems, and exterior door electronic access locks at schools and LCPS facilities throughout the County.

Funding will provide enhanced security at school campuses to include: door hardware, electronics and controls at building entries to manage visitor access, additional cameras and iPhones, modified office configurations, access deterrent measures, and interim secure vestibules to provide enhanced security until permanent work can be completed.

Additional enhanced visitor management hardware, controls and access deterrent measures also need to be installed in other facilities that already have the necessary vestibule configuration. Significant interior modifications of office and media center spaces at nine (9) high schools are proposed to better align staff resources with enhanced entry security systems.

**Project Phase Timeline by FY**



Costs (\$ in 1000s)	Prior Years	FY 2023	FY 2024	FY 2025	FY 2026	FY 2027	FY 2028	6 Year Total	Future FYs	Project Total
Construction	78,514	11,615	19,575	-	-	-	-	31,190	-	109,704
<b>Total – Costs</b>	<b>78,514</b>	<b>11,615</b>	<b>19,575</b>	<b>-</b>	<b>-</b>	<b>-</b>	<b>-</b>	<b>31,190</b>	<b>-</b>	<b>109,704</b>
Local Tax Funding	7,110	-	-	-	-	-	-	-	-	7,110
General Obligation Bonds	71,404	11,615	19,575	-	-	-	-	31,190	-	102,594
<b>Total – Funding Sources</b>	<b>78,514</b>	<b>11,615</b>	<b>19,575</b>	<b>-</b>	<b>-</b>	<b>-</b>	<b>-</b>	<b>31,190</b>	<b>-</b>	<b>109,704</b>

Operating Impacts (\$ in 1000s)	FY 2023	FY 2024	FY 2025	FY 2026	FY 2027	FY 2028	Total
Debt Service	-	-	1,959	1,910	1,861	1,812	7,541
<b>Total – Impact</b>	<b>-</b>	<b>-</b>	<b>1,959</b>	<b>1,910</b>	<b>1,861</b>	<b>1,812</b>	<b>7,541</b>





**Other School Projects**

**Student Welcome Center**

**Details:**

**Project Number:** n/a  
**Election District (2022):** Sterling  
**Election District (2011):** Sterling  
**Square Feet:** 7,500  
**LCPS Planning District:** Eastern Loudoun  
**Estimated Opening Year:** FY 2024  
**Referendum:** November 2020

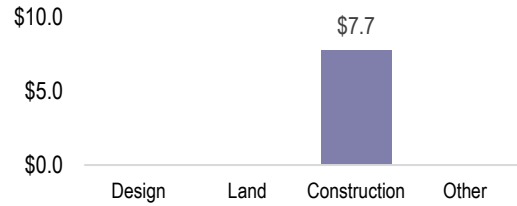
**Background:**

This project provides funding to design and construct an addition at Sterling Elementary School for a Student Welcome Center.

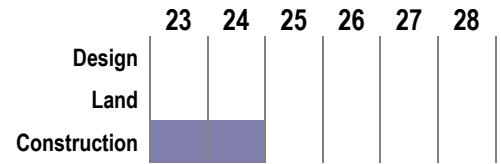
The establishment of a Student Welcome Center in eastern Loudoun will provide more efficient and effective delivery of services to the County's limited English proficient public-school students. The Welcome Center will offer a centralized location in eastern Loudoun for various instructional program registration needs and for instructional and/or pupil services support staff.

The addition to Sterling Elementary School, for the Welcome Center, will total 7,500 square feet but will not increase the base capacity of the school. On-site parking will be expanded to accommodate the co-located uses

**Phase Costs in Millions**



**Project Phase Timeline by FY**



Costs (\$ in 1000s)	Prior Years	FY 2023	FY 2024	FY 2025	FY 2026	FY 2027	FY 2028	6 Year Total	Future FYs	Project Total
Construction	860	6,850	-	-	-	-	-	6,850	-	7,710
<b>Total – Costs</b>	<b>860</b>	<b>6,850</b>	<b>-</b>	<b>-</b>	<b>-</b>	<b>-</b>	<b>-</b>	<b>6,850</b>	<b>-</b>	<b>7,710</b>
Local Tax Funding	-	6,850	-	-	-	-	-	6,850	-	6,850
General Obligation Bonds	860	-	-	-	-	-	-	-	-	860
<b>Total – Funding Sources</b>	<b>860</b>	<b>6,850</b>	<b>-</b>	<b>-</b>	<b>-</b>	<b>-</b>	<b>-</b>	<b>6,850</b>	<b>-</b>	<b>7,710</b>



**Other School Projects**

**Valley Service Center Replacement**

**Details:**

**Project Number:** n/a  
**Election District (2022):** Catoctin  
**Election District (2011):** Catoctin  
**Square Feet:** 43,000  
**LCPS Planning District:** Western Loudoun  
**Estimated Opening Year:** FY 2026  
**Referendum:** November 2021

**Phase Costs in Millions**

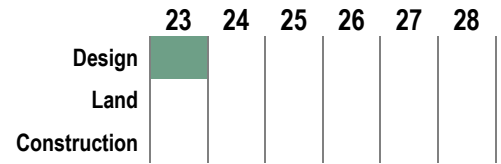


**Background:**

The Loudoun County School Board purchased the Valley Service Center property in FY 2018 after years of operating there under a lease. LCPS bus maintenance utilizes a single-bay repair garage in the facility.

Through a partnership between LCPS and the County’s Department of Parks, Recreation and Community Services (PRCS), the Valley Service Center will be torn down and replaced with vehicle shops and garages; a LCPS/County fuel station; pole barns to store salt, sand, materials, and equipment; storage buildings; office space; and staff and work vehicle parking for co-located LCPS and PRCS uses. Funding is also provided for improvements to the recently acquired Virginia Regional Transit (VRT) facility’s bus bays.

**Project Phase Timeline by FY**



Costs (\$ in 1000s)	Prior Years	FY 2023	FY 2024	FY 2025	FY 2026	FY 2027	FY 2028	6 Year Total	Future FYs	Project Total
Professional Services	-	1,595	-	-	-	-	-	1,595	-	1,595
<b>Total – Costs</b>	-	<b>1,595</b>	-	-	-	-	-	<b>1,595</b>	-	<b>1,595</b>
General Obligation Bonds	-	1,595	-	-	-	-	-	-	-	1,595
<b>Total – Funding Sources</b>	-	<b>1,595</b>	-	-	-	-	-	<b>1,595</b>	-	<b>1,595</b>

Operating Impacts (\$ in 1000s)	FY 2023	FY 2024	FY 2025	FY 2026	FY 2027	FY 2028	Total
Debt Service	-	-	570	1,048	1,270	1,243	4,131
<b>Total – Impact</b>	-	-	<b>570</b>	<b>1,048</b>	<b>1,270</b>	<b>1,243</b>	<b>4,131</b>



**Other School Projects**

**Valley Service Center Traffic Signal**

**Details:**

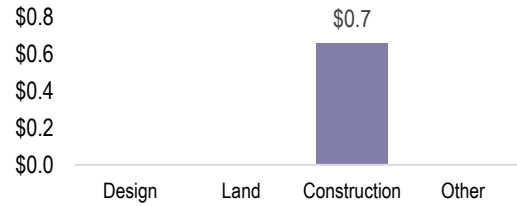
**Project Number:** n/a  
**Election District (2022):** Catoctin  
**Election District (2011):** Catoctin  
**Square Feet:** n/a  
**LCPS Planning District:** Western Loudoun  
**Estimated Opening Year:** FY 2026  
**Referendum:** November 2022

**Background:**

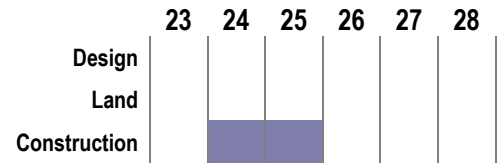
This project provides for the installation of a traffic signal at the intersection of the Valley Service Center entrance, West Colonial Highway, and the entrance to Harmony Middle School and Kenneth W. Culbert Elementary School. The funding for the traffic signal is programmed to coincide with the replacement of the Valley Service Center facility.

As part of the approved proffers for the rezoning completed for the purchase of the Valley Service Center property, a traffic signal warrant study was completed in 2017 for the intersection of the Valley Service Center entrance, West Colonial Highway, and the entrance to Harmony Middle School and Kenneth W. Culbert Elementary School. The study determined that a traffic signal is needed at the intersection.

**Phase Costs in Millions**



**Project Phase Timeline by FY**



Costs (\$ in 1000s)	Prior Years	FY 2023	FY 2024	FY 2025	FY 2026	FY 2027	FY 2028	6 Year Total	Future FYs	Project Total
Construction	-	-	785	-	-	-	-	785	-	785
<b>Total – Costs</b>	-	-	<b>785</b>	-	-	-	-	<b>785</b>	-	<b>785</b>
General Obligation Bonds	-	-	785	-	-	-	-	785	-	785
<b>Total – Funding Sources</b>	-	-	<b>785</b>	-	-	-	-	<b>785</b>	-	<b>785</b>

Operating Impacts (\$ in 1000s)	FY 2023	FY 2024	FY 2025	FY 2026	FY 2027	FY 2028	Total
Debt Service	-	-	79	77	75	73	305
<b>Total – Impact</b>	-	-	<b>79</b>	<b>77</b>	<b>75</b>	<b>73</b>	<b>305</b>



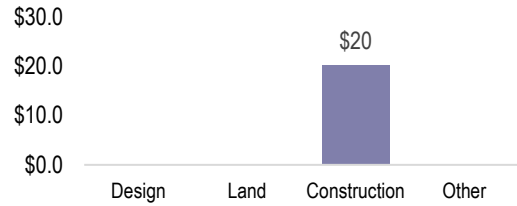
**Other School Projects**

**Waterford Elementary School Renovation and Addition**

**Details:**

**Project Number:** n/a  
**Election District (2022):** Catoctin  
**Election District (2011):** Catoctin  
**Square Feet:** 14,000-20,000  
**LCPS Planning District:** Western Loudoun  
**Estimated Opening Year:** FY 2028  
**Referendum:** November 2023

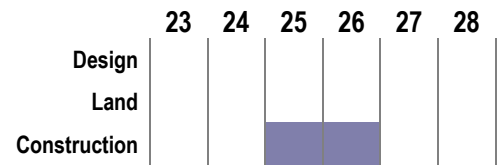
**Phase Costs in Millions**



**Background:**

This project provides funding to renovate and construct an estimated 14,000-20,000 square foot addition that will include a multipurpose room, four (4) classrooms, and other ancillary spaces. The multipurpose room will provide program space as a gymnasium and auditorium with associated storage and office space. The four-classroom addition will accommodate kindergarten classroom space. Renovation work will include the cafeteria, kitchen, and office areas. The project will also remove all modular classrooms from the school site.

**Project Phase Timeline by FY**



Costs (\$ in 1000s)	Prior Years	FY 2023	FY 2024	FY 2025	FY 2026	FY 2027	FY 2028	6 Year Total	Future FYs	Project Total
Construction	-	-	-	2,009	18,077	-	-	20,085	-	20,085
<b>Total – Costs</b>	-	-	-	<b>2,009</b>	<b>18,077</b>	-	-	<b>20,085</b>	-	<b>20,085</b>
General Obligation Bonds	-	-	-	2,009	18,077	-	-	20,085	-	20,085
<b>Total – Funding Sources</b>	-	-	-	<b>2,009</b>	<b>18,077</b>	-	-	<b>20,085</b>	-	<b>20,085</b>

Operating Impacts (\$ in 1000s)	FY 2023	FY 2024	FY 2025	FY 2026	FY 2027	FY 2028	Total
Debt Service	-	-	-	120	1,550	2,085	3,756
<b>Total – Impact</b>	-	-	-	<b>120</b>	<b>1,550</b>	<b>2,085</b>	<b>3,756</b>